



1000Vdc Regulated Single Output 1 Watt Dc-Dc Converter



FEATURES:

- 7PIN SIP & 14PIN DIL Package
- High Efficiency up to 70%
- Output Regulation < 1.5%
- Internal SMD Construction
- No External Component Required
- Industry Standard Pinout
- Operating Temperature: -40°C TO +85°C



Specifications typical at TA=25°C, nominal input voltage and rated output current unless otherwise specified

Part Number	Output Voltage	Output Current	Efficiency	Package Style
	Vdc	mA	%TYP	
15D-XXS05RNL	5	100	45	1
15D-XXS09RNL	9	100	55	1
15D-XXS12RNL	12	84	55	1
15D-XXS15RNL	15	67	60	1
15D-XXS05R2NL	5	100	45	2
15D-XXS09R2NL	9	100	55	2
15D-XXS12R2NL	12	84	55	2
15D-XXS15R2NL	15	67	60	2
15D-XXS24R2NL	24	42	60	2
15D-XXS05R3NL	5	100	45	3
15D-XXS09R3NL	9	100	55	3
15D-XXS12R3NL	12	84	55	3
15D-XXS15R3NL	15	67	60	3
15D-XXS05R4NL	5	100	45	4
15D-XXS09R4NL	9	100	55	4
15D-XXS12R4NL	12	84	55	4
15D-XXS15R4NL	15	67	60	4
15D-XXS24R4NL	24	42	60	4

Note:1."XX" Is Input Voltage: 05=5Vdc, 09=9Vdc, 12=12Vdc, 15=15Vdc, 24=24Vdc
 3. The input voltage increases, there will be an increase in efficiency.

2. Over 24Vdc input voltage, using the 2nd or 4nd package

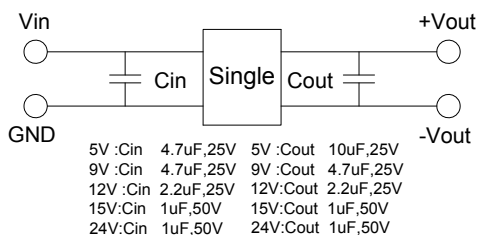
Input Specifications

Parameters	Conditions	Min	Typ	Max	Units
Voltage Tolerance	Vo, Io Nom			±5	%
Filter	Capacitor				

Output Specifications

Parameters	Conditions	Min	Typ	Max	Units
Voltage Tolerance	100% full load			±5	%
Short Circuit Protection	Continuous				
Line Regulation	For 1.0% OF Vin		0.25		%
Load Regulation	10% To 100% F.L			1.5	%
Ripple & Noise	BW=DC To 20MHz			100	mVp-p
Transient response setting time	50% load step change		350		us

Recommended Test Circuit



Part Number

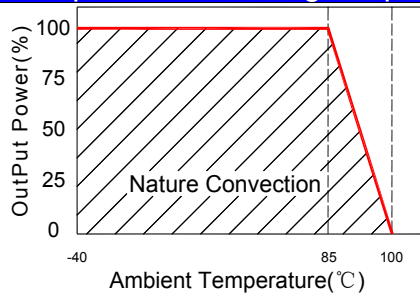
15D - 05 S 05 R 2 NL
 A B C D E F G
 A:Series
 B:Input Voltage
 C:Single(S)
 D:Output Voltage
 E:Regulated(R)
 F:Package
 G:RoHS Version



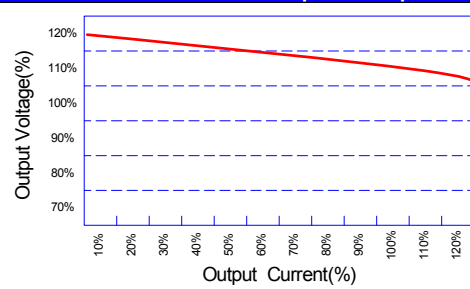
1000Vdc Regulated Single Output 1 Watt Dc-Dc Converter

General Specifications					
Parameters	Conditions	Min	Typ	Max	Units
Isolation Resistance	500Vdc	1000			MΩ
Switching Frequency	Full load,nominal input		100		KHz
Operating Temperature		-40		85	°C
Humidity	Non Condensing			95	%
Cooling	Free air Convection				
Case material	DAP				
MTBF	MIL-HDBK-217F@25°C	2000000			Hours
Weight	Package 1/2/3/4		2.1/2.7/2.3/3.0		g
Dimensions	Package 1		19.50x6.00x10.00		mm
Dimensions	Package 2		19.5x7.10x10.00		mm
Dimensions	Package 3		20.32x10.16x6.80		mm
Dimensions	Package 4		20.32x10.16x7.70		mm

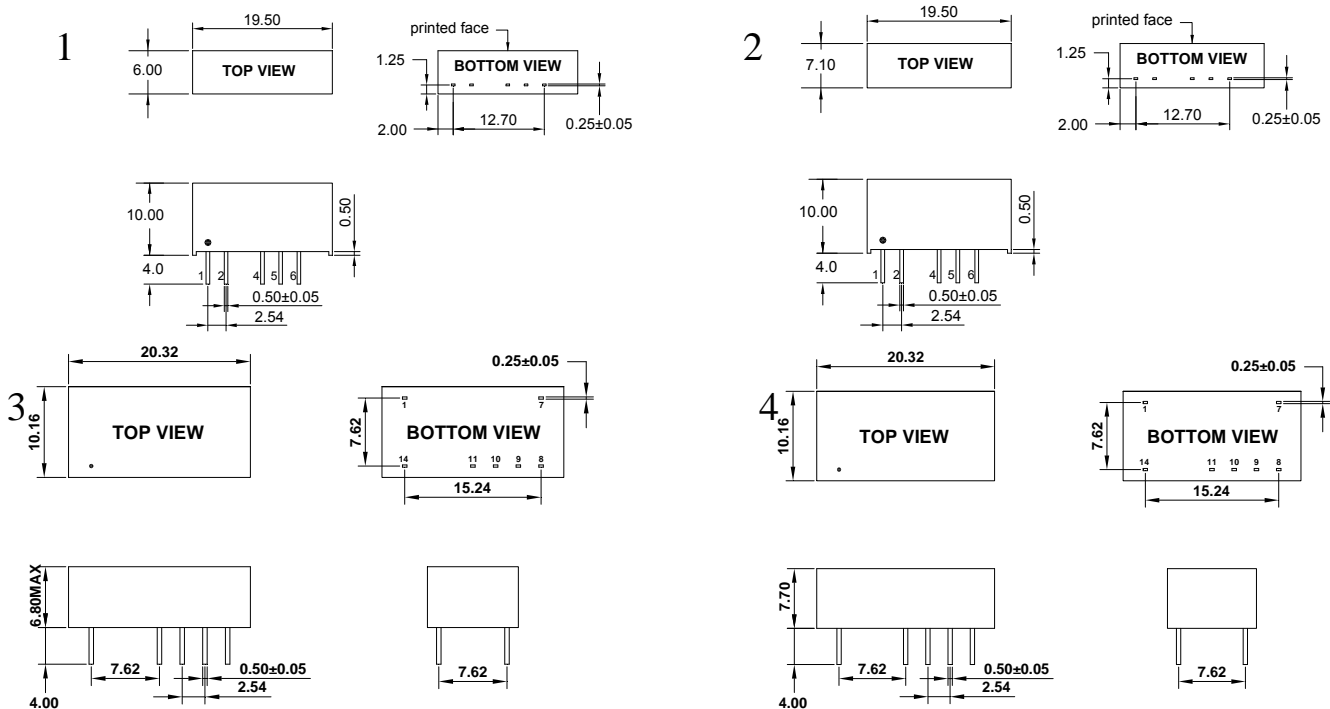
Temperature Derating Graph



Tolerance Envelope Graph



Markings and dimensions



Unit:mm Unless otherwise specified, all tolerances are ± 0.25

PIN Connection

PIN	1	2	4	5	6	7	8	9	10	11	14
7PIN	+Vin	-Vin	-Vout	CTRL	+Vout						
14PIN	-Vin					NC	NC	+Vout	CTRL	-Vout	+Vin